



# Seesaw | Wonde

## Approval and Access Control

UK Schools

This document outlines how to set up the connection to Seesaw via Wonde and how to customise the data for Seesaw.

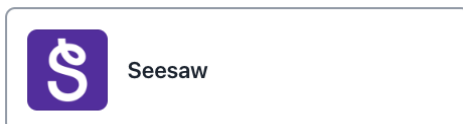


## Follow these two simple steps to connect your Seesaw application to your MIS:

- 1) Approving access to Seesaw
- 2) Access control (how to customise the data for Seesaw)

### 1) Approving access to Seesaw

1. **Log into** your Wonde school portal by navigating to [school.wonde.com](https://school.wonde.com).
2. Your applications pending approval are visible in the **'Pending Approval'** section:
3. Select **Seesaw** to review.



4. You can review the data permissions for Seesaw by selecting **'Permissions'**. This is the same data the school previously sent to Seesaw via a manual csv upload.

Permissions are either 'Required' or 'Optional'.

- Required – The basic data that the app needs in order to function.
- Optional – Not required data that all schools use; ie, Contacts. Hence, you can toggle these on/off as needed (**Seesaw highly recommends sharing UPN data**)

Seesaw

seesaw.com

Seesaw is the only primary learning experience platform offering a suite of award-winning tools, resources, and curriculum for teachers to deliver joyful, inclusive instruction and keep everyone in the learning loop.

AssessmentFamily engagementTeaching and Learning

✓ Approve access

✗ Decline access

OverviewDPIAPermissionsDocuments

**Data permissions**

Here you will be able to see the permissions requested by the third party application to update their platform with relevant data from your school Student Information System.

Contacts	2 optional permissions	9 new permissions	+
Employee	2 optional permissions	11 new permissions	+

5. Following your review of Seesaw's request, you can approve by clicking the "**Approve access**" button. To decline an application's request, click the "**Decline access**" button.



When you **Approve access**, an email approval receipt is sent to the school and to the application. The email receipt details the permissions, who approved them, their position, and the date/time they were approved.

The app will receive the relevant notification if the Decline Access option is selected.

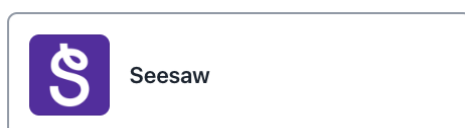
In the future, each time an application changes its permissions or requests additional data for a new feature to work, the school will be prompted to review and approve the permissions in Wonde before the app can access the new data.

## 2) Access Control (Customising data for Seesaw)

Wonde gives schools precise control over which classes are synced to Seesaw and which staff members are set up as Seesaw Admins, using Dynamic Filtering and Access Control within the Wonde portal. *If you're unsure which registration groups need to be synced, please speak to your Seesaw admin in school.*

To manage this, follow these simple steps:

- Ensure Seesaw has been Approved from within the **Applications** page.



- Click on the Seesaw tile and then the **'Access Control'** tab.

Seesaw

seesaw.com

Seesaw is the only primary learning experience platform offering a suite of award-winning tools, resources, and curriculum for teachers to deliver joyful, inclusive instruction and keep everyone in the learning loop.

Assessment Family engagement Teaching and Learning

Overview DPIA Permissions **Access Control** Documents

**The Learning Experience Platform**  
Built for Primary Education  
Seesaw Keeps Everyone in the Learning Loop

Seesaw is the only primary learning experience platform offering a suite of award-winning tools, resources, and curriculum for teachers to deliver joyful, inclusive instruction and keep everyone in the learning loop.

Trusted and loved by 25 million educators, students, and families worldwide, Seesaw is the only primary learning experience platform, offering a suite of award-winning tools, resources, and curriculum for teachers to deliver joyful, inclusive instruction.

Through interactive lessons, digital portfolios, and two-way communication features, Seesaw keeps everyone in the learning loop by providing continuous visibility into the student's learning experience to support and celebrate their learning. Admin and teachers can quickly monitor student progress and engagement through various, interactive dashboards.

Seesaw fosters creative expression and the ability for students to show what they know. With a variety of multimodal learning tools – including audio, video, annotation, and text – students of all ages and abilities are empowered to collaborate with their peers, build and reflect on their knowledge, and share their work in meaningful ways.

The Seesaw Library is filled with Foundation through Year 6 lessons to support core instruction, acceleration, remediation and differentiated learning. Ready-to-teach lessons built with Seesaw's engaging multimodal learning tools help educators deliver evidence-based, standards-aligned instruction. Teachers can also access and assign activities curated by Seesaw Ambassadors from around the world and vetted for quality by Seesaw Curriculum specialists.

Ages: Primary Users: Parents Students Teachers

wonde

Applications App directory Tools Settings Colin Woollard

Seesaw

seesaw.com

Seesaw is the only primary learning experience platform offering a suite of award-winning tools, resources, and curriculum for teachers to deliver joyful, inclusive instruction and keep everyone in the learning loop.

Assessment Family engagement Teaching and Learning

Overview DPIA Permissions **Access Control** Documents

**Access control**

Manage application access control for students, employees, and contacts.

430 / 430 With access 0 / 430 Without access 430 All users

Update settings

- Click **Update Settings**:

## Access control

Manage application access control for students, employees, and contacts.

Update settings

- Tick **Dynamic rules** in Access settings:

Dynamic rules allow you to control which groups Seesaw can access. When your Management Information System (MIS) data is synced, access is automatically updated based on your rules. If a person belongs to at least one of the selected groups, their data will be shared with Seesaw. You can still manually include or exclude individuals—this will override their group-based access.

## Seesaw settings

Set your preferences to enhance managing access control

### Access settings

### Access settings

Configure user access settings for this application

Seesaw's specialised integration requires the use of the dynamic rules for access control management. This ensures optimal functionality within the application.

- ☐ Allow access to all users
- ☐ Include users by default
- ☐ Exclude users by default
- ☒ Dynamic rules

- Scroll down to see the **Groups**:

Define if you want students included in specific year groups:

### ☒ Dynamic rules

### Groups

- i** Dynamic rules let you choose which groups Seesaw Learning can access. When your SIS data is synced access will be updated to match your rules. If a person is included in at least one of the groups their data will be shared with Seesaw Learning. You can still manually include or exclude people which will override their inclusion in the selected groups.

Year

Select an option

Registration

Select an option

Class

Select an option

Define if you want students from specific Registrations:

### Groups

- Dynamic rules let you choose which groups Seesaw Learning can access. When your SIS data is synced access will be updated to match your rules. If a person is included in at least one of the groups their data will be shared with Seesaw Learning. You can still manually include or exclude people which will override their inclusion in the selected groups.

Year

Registration

A2 × A3 × A4 × A6 ×

A

A1

A5

A7

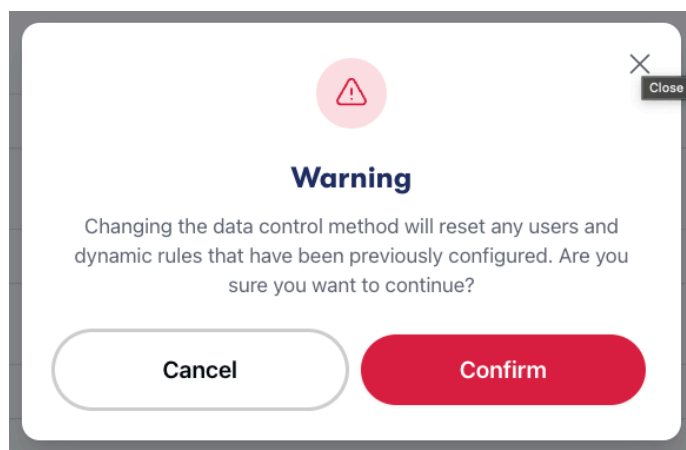
A8

Boarding

Once you have reviewed your choices then select to update access settings and confirm you are happy to apply the changes:

Update access settings

Once this is complete you can review the impact of your updates and the process is complete.



🏠 > Seesaw > Access control



**Seesaw**

[seesaw.com](https://seesaw.com)

Seesaw is the only primary learning experience platform offering a suite of award-winning tools, resources, and curriculum for teachers to deliver joyful, inclusive instruction and keep everyone in the learning loop.

Assessment Family engagement Teaching and Learning

✕ Revoke application

Overview DPIA Permissions **Access Control** Documents

## Access control

Manage application access control for students, employees, and contacts.

Update settings



3 / 206

With access



203 / 206

Without access



206

All users

⚙️ This may take several minutes. We're processing your requested access control updates, you may navigate away and come back later.

You can follow the same steps for **Employees**.

## Questions?

If you have any questions or would like further information, please contact:

**Wonde:**

[support@wonde.com](mailto:support@wonde.com)

+44 1638 438094

[www.wonde.com](https://www.wonde.com)

**Seesaw:**

[Seesaw Support](#)